

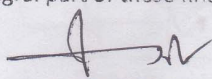
**Simtex Industries Limited**  
**Statement of Financial Position**  
**As at 30 June 2014**

	Notes	Amount In Taka	
		30.06.2014	30.06.2013
<b>APPLICATION OF FUND</b>			
<b>ASSETS</b>			
<b>A : NON-CURRENT ASSETS</b>			
Property, Plant & Equipment	3	757,606,729	768,484,255
Machinery in Transit	4	4,710,386	1,557,669
<b>B: CURRENT ASSETS</b>			
Accounts Receivable	5	290,013,522	244,208,394
Investment in Share	6	60,559,367	-
Advance, Deposit & Prepayments	7	53,596,711	43,444,354
Inventory	8	204,195,593	174,531,340
Cash & Cash Equivalent	9	10,961,920	4,617,025
<b>TOTAL ASSETS (A+B)</b>		<b>1,381,644,228</b>	<b>1,236,843,037</b>
<b>SOURCES OF FUND</b>			
<b>SHAREHOLDERS EQUITY &amp; LIABILITIES</b>			
<b>C : SHAREHOLDERS EQUITY</b>			
Share Capital	10	287,500,000	250,000,000
Reserve & Surplus	11	103,668,899	103,668,899
Gain/(Loss) on Marketable Securities (Unrealised)		6,288,594	-
Retained Earnings	12	165,901,062	107,561,692
<b>D : NON-CURRENT LIABILITIES</b>			
Long term Loan Net of Current Portion	13	477,112,753	453,575,748
Deferred Tax	14	24,443,711	12,600,307
<b>E : CURRENT LIABILITIES</b>			
Accounts Payable	15	2,296,000	2,911,994
Short term Loan from Bank	16	207,433,697	177,831,243
Current portion of Long Term Loan	17	63,503,325	102,351,114
Liabilities For Expenses	18	20,815,771	12,931,297
Provision For income Tax	19	22,680,416	13,410,743
<b>TOTAL EQUITY &amp; LIABILITIES (C+D+E)</b>		<b>1,381,644,228</b>	<b>1,236,843,037</b>
<b>Net Assets value (NAVs)</b>		<b>19.60</b>	<b>18.45</b>

The annexed notes are (1-30) form an integral part of these financial statements.



Managing Director




Director



Company Secretary

Signed as per our separate report on same date



Ahmed Zaker & Co.  
Chartered Accountants.


Dated: August 18, 2014  
Dhaka



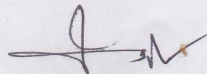
**Simtex Industries Limited**  
**Statement of Comprehensive Income**  
 For the year ended 30 June 2014

PARTICULARS	Notes	Amount In Taka	
		30.06.2014	30.06.2013
(A) Turnover	20	1,359,191,916	1,131,544,681
(B) Cost of Goods Sold	21	1,051,808,398	875,120,636
<b>(C) Gross Profit (A-B)</b>		<b>307,383,518</b>	<b>256,424,045</b>
<b>(D) Operating Expenses</b>		<b>30,821,504</b>	<b>27,785,867</b>
Administrative Expenses	22	27,890,803	25,345,838
Selling & Distribution Expenses	23	2,930,701	2,440,029
<b>(E) Profit from Operation (C-D)</b>		<b>276,562,014</b>	<b>228,638,178</b>
(F) Financial Expenses	24	145,299,477	129,000,886
(G) Other Income	25	1,873,049	-
(H) Net Profit Before Tax & WPPF (E-F)		133,135,586	99,637,292
(I) Workers Profit Participation Fund (WPPF)	26	6,339,790	4,744,633
<b>(J) Net Profit Before Tax (H-I)</b>		<b>126,795,796</b>	<b>94,892,659</b>
Less: Provision for Tax:		<b>30,956,426</b>	<b>14,762,987</b>
Current Tax	27	19,113,022	9,489,266
Deffered Tax	28	11,843,404	5,273,721
<b>Net Profit After Tax</b>		<b>95,839,370</b>	<b>80,129,672</b>
Other Comprehensive Income	29	6,288,594	-
<b>Total Comprehensive Income</b>		<b>102,127,965</b>	<b>80,129,672</b>
<b>Earnings Per Share (EPS)</b>	30	<b>3.33</b>	<b>3.21</b>

The annexed notes are (1-30) form an integral part of these financial statements.



Managing Director

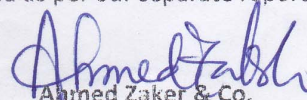


Director



Company Secretary

Signed as per our separate report on same date



Ahmed Zaker & Co.  
Chartered Accountants.

Dated: August 18, 2014  
Dhaka



**Simtex Industries Limited**  
**Statement of Changes in Equity**  
**For the year ended 30 June 2014**


PARTICULARS	Amount in Taka			
	Share Capital	Revaluation Surplus	Retained Earnings	Total
Balance as on 01.07.13	250,000,000	103,668,899	107,561,692	461,230,591
Stock Dividend issued during the year	37,500,000		(37,500,000)	-
Net Profit during the Year	-	-	95,839,370	95,839,370
Closing Balance as on 30.06.14	287,500,000	103,668,899	165,901,062	557,069,961

**Statement of Changes in Equity**  
**For the year ended 30 June 2013**

PARTICULARS	Amount in Taka			
	Share Capital	Revaluation Surplus	Retained Earnings	Total
Balance as on 01.07.12	100,000,000	62,543,740	178,522,256	341,065,996
Stock Dividend issued during the year	150,000,000	-	(150,000,000)	-
Revaluation Surplus during the year	-	41,125,159	-	41,125,159
Prior year adjustment (Tax Imposed) for the assesment year 2012-2013			(1,090,236)	(1,090,236)
Net profit during the year	-	-	80,129,672	80,129,672
Closing Balance as on 30.06.2013	250,000,000	103,668,899	107,561,692	461,230,591



Managing Director



Director



Company Secretary

Signed as per our separate report on same date

Dated: August 18, 2014  
 Dhaka


  
 Ahmed Zaker & Co.  
 Chartered Accountants.



**Simtex Industries Limited**  
**Statement of Cash Flows**  
 For the year ended 30 June 2014

PARTICULARS	Amount In Taka	
	30.06.2014	30.06.2013
<b>Cash Flow from Operating Activities:</b>		
Cash Collection From Turnover & Others	1,313,386,787	1,013,152,905
Cash Paid to Suppliers, Employee & Others	(1,060,415,663)	(844,256,037)
<b>Cash Generated from Operation</b>	<b>252,971,124</b>	<b>168,896,868</b>
Interest Paid	(145,299,477)	(129,000,886)
Income Tax Paid	(11,801,511)	(5,916,737)
<b>Net Cash flow from Operating Activities:(A)</b>	<b>95,870,136</b>	<b>33,979,245</b>
<b>Cash Flows from Investing Activities:</b>		
Investment in share	(54,270,773)	-
Dividend income	1,873,049	
Acquisition of Property, Plant & Equipment	(48,266,471)	(65,598,128)
Advance against Acquisition of Machinery	(3,152,717)	(1,557,669)
<b>Net Cash used in Investing Activities:(B)</b>	<b>(103,816,912)</b>	<b>(67,155,797)</b>
<b>Cash flow from Financing Activities</b>		
Issuing Share Capital	-	-
Share money Deposit/(repaid)	-	(33,806,000)
Increase/(Decrease) in short Term Bank Loan	29,602,454	-
Increase/(Decrease) in Long Term Bank Loan	(15,310,784)	59,884,614
<b>Net Cash flow from Financing Activities:(C)</b>	<b>14,291,670</b>	<b>26,078,614</b>
<b>Net increase/decrease in cash &amp; Cash equivalents:(A+B+C)</b>	<b>6,344,895</b>	<b>(7,097,938)</b>
Cash & Cash equivalents at the beginning of the year	4,617,025	11,714,963
<b>Closing Cash &amp; Cash equivalents at the end of the year</b>	<b>10,961,920</b>	<b>4,617,025</b>

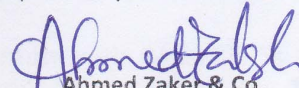
  
 \_\_\_\_\_  
 Managing Director

  
 \_\_\_\_\_  
 Director

  
 \_\_\_\_\_  
 Company Secretary

Signed as per our separate report on same date

Dated: August 18, 2014  
 Dhaka

  
 Ahmed Zaker & Co.  
 Chartered Accountants.